

Dur-A-Gard Novolac

APPLICATION INSTRUCTIONS



DUR-A-FLEX®
INNOVATION FROM THE FLOOR UP

IMPORTANT!

Read these instructions carefully several days prior to starting your work. Seek answers to any questions you may have before you begin. DUR-A-FLEX, Inc. maintains a Technical Staff that will be glad to answer your questions and give you advice pertaining to your particular installation. Large areas will require two or more mixers.

DUR-A-GARD NOVOLAC is a pigmented two component, performance topcoat over Dur-A-Gard, Dur-A-Gard SL, Dur-A-Shield, Dur-A-Glaze #4, Dur-A-Glaze #4 WB, Elast-O-Coat, Hybri-Flex ES, and Dur-A-Glaze MVP Primer. It is designed to provide protection against chemicals, acids, and high temperatures.

DUR-A-GARD NOVOLAC is meant to be a final topcoat and should not be coated with any other topcoat.

NOTE: DO NOT apply at an ambient or surface temperature below 60°F or above 90°F

STORAGE CONDITIONS

Store all components in a cool, dry area with plenty of ventilation. Do not allow product to freeze.

SURFACE PREPARATION / JOINT GUIDELINES

Use a shot blaster or surface grinder to achieve a CSP of at least 3. Vacuum all dust and debris, and ensure the surface is clean, dry, and free of all contaminants before you begin applying the system. Always honor moving joints and fill static joints as part of the preparation step. Refer to the master Surface Preparation and Joint Guidelines Guide at DUR-A-FLEX.COM for more information.

MIXING AREA

Select a convenient mix area as close as possible to the application area and protect the surface from spills by covering with a layer of cardboard and/or a sheet of plastic. Be generous with the amount of space allocated for this function. Do not mix this product in direct sunlight or when ambient temperatures exceed 90°F. Exposure to high temperatures will greatly reduce the working time of this product. **DO NOT MIX UNTIL READY FOR IMMEDIATE USE.**

APPLICATION

DUR-A-GARD NOVOLAC is applied as a performance topcoat over smooth epoxy surfaces such as Dur-A-Gard SL and Hybri-Flex ES systems.

DUR-A-GARD NOVOLAC CANNOT BE USED AS A GROUT COAT FOR BROADCAST SYSTEMS - PINHOLES WILL OCCUR. If a grout coat/final topcoat is required over a broadcast – refer to DUR-A-GLAZE NOVOLAC instead.

WORKER REQUIREMENTS - Assign one person to each job – do not multi-task:

- 1 person mixing
- 1 person running mixed pails
- 1 person squeegee
- 1 person cross-rolling

NOTE: Additional manpower will be required for large or complex installations. Above requirements applies to maximum 40 foot wet edge.

NOTE: For each application of material and before mixing, mark your batches to ensure you achieve your spread rate targets. This is best accomplished by dividing your target spread rate by the width of the area being coated (or your planned wet edge). Example: If your spread rate is 125 square feet and your area is 20 feet wide you would make a mark every 6.25 feet (125 divided by 20 = 6.25).

TOPCOAT

EQUIPMENT LIST

- 1/8" V-Notched Squeegee
- 3/8" Nap Roller
- Mixing Pail (Minimum 2 Gal Capacity)
- Slow speed 450 RPM Drill
- 3" Jiffler Blade
- Nitrile Gloves
- Safety Glasses

Both Resin and Hardener must be pre-mixed prior to combining. Pre-mix each kit pail using a 450 RPM drill with a 3 inch Jiffler blade for 30 seconds.

Pour one pre-weighed, pre-mixed kit container of NOVOLAC Hardener into a mixing pail, scraping the bottom and sides with a mix stick to ensure that all material is transferred. Use the edge of the kit pail





to scrape the mix stick and never scrape mix stick on the side of the mix pail. Repeat this step with one pre-weighed, pre-mixed kit container of DUR-A-GARD NOVOLAC Resin, again being sure to scrape the mix stick and never scrape mix stick on the side of the mix pail.





Using a slow speed 450 RPM drill with a jiffler blade, mix Resin and Hardener together for 2 minutes, always keeping the blade below the surface to avoid air entrapment.

Pour a 6 inch ribbon of material across the floor starting at a point farthest away from the exit point. Using a 1/8" V-Notched squeegee, spread the mixed material evenly at a typical spread rate of 125 sq ft/kit and cross roll with a 3/8" nap roller, always following the squeegee working side to side overlapping the previous pass with half the roller width.

Allow the topcoat to cure for 8-10 hours depending on temperature/relative humidity. Once cured, it is safe to return to foot traffic and will feature full chemical and abrasion resistance in 5-7 days at 70°F.

Product Label:

 DUR-A-FLEX <small>INNOVATION FROM THE FLOOR UP</small>		95 Goodwin Street, East Hartford, CT 06108 1-800-253-3539 1-860-528-9838	<small>24 HOUR EMERGENCY INFORMATION</small> <small>In case of chemical spill, leak, or accident</small> <small>CALL CIEMTREC 1-800-424-9300</small> <small>OUTSIDE US AND CANADA 1/03-527-3887</small>
DUR-A-GARD NOVOLAC		RESIN MEDIUM GREY	
<small>SPECIAL INSTRUCTIONS</small> Stir well and use without delay. Product does not need to be thinned with solvents. Keep from freezing.	 WARNING: Causes skin irritation. Causes serious eye irritation. May cause an allergic skin reaction.	<small>Avoid breathing mist, vapors and spray. Wash thoroughly after handling. Contaminated work clothing should not be allowed out of the workplace. Wear protective gloves, eye protection and face protection IF ON SKIN. Wash with plenty of soap and water. If skin irritation or rash occurs: Get medical attention. Take off contaminated clothing and wash it before reuse. IF IN EYES: Rinse cautiously with water for several minutes. Remove contact lenses, if present and easy to do. Continue rinsing. If eye irritation persists: Get medical attention. Dispose of contents and container in accordance with local and national regulations.</small>	
<small>LOT NUMBER</small> TBD-LOT			
<small>WARNING: This product contains chemicals known to the State of California to cause birth defects or other reproductive harm.</small>			

 DUR-A-FLEX <small>INNOVATION FROM THE FLOOR UP</small>		95 Goodwin Street, East Hartford, CT 06108 1-800-253-3539 1-860-528-9838	<small>24 HOUR EMERGENCY INFORMATION</small> <small>In case of chemical spill, leak, or accident</small> <small>CALL CIEMTREC 1-800-424-9300</small> <small>OUTSIDE US AND CANADA 1/03-527-3887</small>
NOVOLAC HARDENER		HARDENER	
<small>SPECIAL INSTRUCTIONS</small> Stir well and use without delay. Product does not need to be thinned with solvents. Keep from freezing.	 DANGER! Harmful if swallowed. Causes severe skin burns and eye damage. May cause an allergic skin reaction.	<small>Do not breathe mist, vapors or spray. Wash thoroughly after handling. Contaminated work clothing should not be allowed out of the workplace. Wear protective gloves, protective clothing, eye protection and face protection. Do not eat, drink or smoke when using this product. IF SWALLOWED: Rinse mouth. Do not induce vomiting. Immediately call a POISON CENTER or doctor. IF ON SKIN (or hair): Take off immediately all contaminated clothing. Rinse skin with soap and water. Wash contaminated clothing before reuse. Immediately call a POISON CENTER or doctor. IF INHALED: Remove person to fresh air and keep comfortable for breathing. Immediately call a POISON CENTER or doctor. IF IN EYES: Rinse cautiously with water for several minutes. Remove contact lenses, if present and easy to do. Continue rinsing. Immediately call a POISON CENTER or doctor. Store locked up. Dispose of contents and container in accordance with local and national regulations.</small>	
<small>LOT NUMBER</small> TBD-LOT			
<small>WARNING: This product contains chemicals known to the State of California to cause birth defects or other reproductive harm.</small>			

IMPORTANT!

Before using DUR-A-FLEX products, read and understand its accompanying Safety Data Sheet.

STANDARD TERMS AND CONDITIONS OF SALE, INCLUDING STANDARD WARRANTY APPLY - VISIT DUR-A-FLEX.COM FOR THE LATEST VERSION

CAUTION! As with all chemical products, individuals may have different reactions to exposure to specific products. This is dependent upon many factors, including the individual's personal characteristics, the size of the installation, the ventilation available, the intensity of the exposure or the length of the exposure. Individuals may experience discomfort during the installation process of one product, but not another.

In some cases this is experienced as a skin irritation and in others it is experienced as an inhalant irritation. Typically, it disappears once the exposure is eliminated. In some cases people can become "sensitized" to a product and experience the discomfort every time there is exposure without Personal Protective Equipment ("PPE").

To protect yourself from various exposures or discomfort during the mixing and application of our products, we recommend covering exposed skin including, using gloves, long sleeves, safety glasses and a respirator such as the 3M 8577 P95 Universal Disposable Carbon Respirator or a cartridge respirator.

Use only as directed. KEEP OUT OF REACH OF CHILDREN.

Do not reseal moisture-contaminated hardener. This will result in carbon dioxide generation or possible violent rupture of container.



DUR-A-FLEX
INNOVATION FROM THE FLOOR UP

CONNECTICUT | GEORGIA | ILLINOIS | CALIFORNIA
 TOLL FREE 800-253-3539 | 860-528-9838 | DUR-A-FLEX.COM